



DIGITAL KITCHEN SCALE

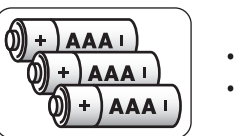


INSTRUCTIONS FOR USE

SPECIFICATIONS

- Stainless steel weighing platform, fingerprint resistant finish
- Also measures volume of milk and water
- Unit conversion feature
 - Weight: grams, pounds and ounces
 - Volume: milliliter and fluid ounces
- Automatic conversion feature imperial / metric
- Zero and tare functions
- Low battery and overload indicators
- Auto-off after two minutes or manual-off
- Capacity: 11 lb / 5 kg
- Accuracy: 0.1 oz / 1 g

BATTERIES




- Requires 3 AAA batteries (included).
- Remove isolation sheet before use.

TO REPLACE BATTERIES

- Open battery case cover underneath the scale.
- Take out the used batteries and install new ones. Make sure to respect the polarity.
- Close battery case cover.

LED SCREEN

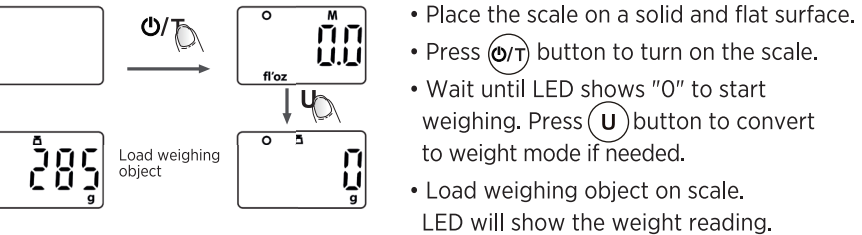


	Weight mode		Negative value		Volume		Weight
	Zero function		Milk mode		Weight		Volume
	Water mode		Tare function				

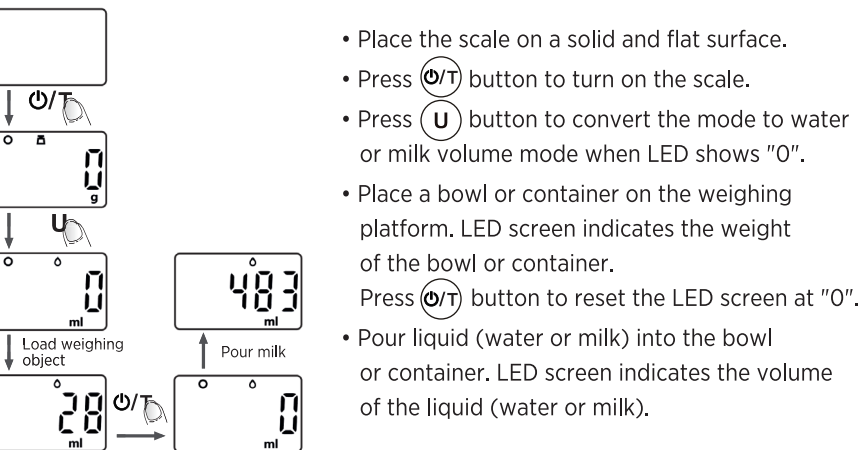
BUTTONS

	Turn ON / Turn OFF Zero and Tare functions		Mode and unit conversion
--	---	--	--------------------------

WEIGHING MODE

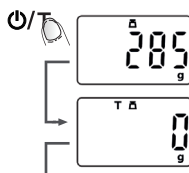
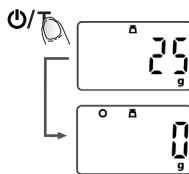


VOLUME WEIGHING MODE



ZERO AND TARE FUNCTIONS

The zero and tare functions allow you to weigh items consecutively without having to remove the article already on the platform. For example, if you are using a bowl, these functions allow you to weigh the content of the bowl without counting the weight of the bowl. Press to use these functions.



• Zero function

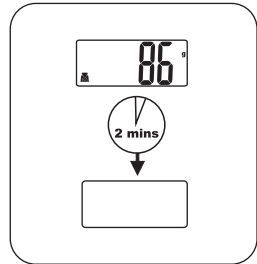
When sum of all loads on scale is less than 7 oz (200 g), the LED will show "0 g" each time button is pressed. Icon "o" will show on left of LED, indicating zero function is activated. The maximum capacity of the scale will not be reduced by the stated weight if it is 7 oz (200 g) or less.

• Tare function

When sum of all loads on scale is over 7 oz (200 g), the LED will show "0 g" each time button is pressed. Icon "T" will show on left upper corner of LED, indicating tare function is activated. Maximum weight capacity is reduced by tare amount.

Under this condition, if you press button, you will see the total weight of all loads.

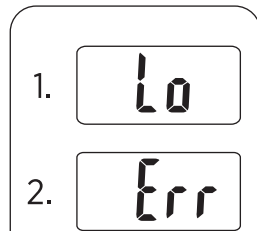
AUTO SHUT OFF & MANUALLY SHUT OFF



Auto shut-off occurs if display shows "0" or shows the same weight reading for 2 minutes.

To maximize batteries life, it is recommended to shut off manually the scale. Press button for 3 seconds and the scale will turn off.

LOW BATTERY & OVERLOAD INDICATORS



1. Low battery power
Please replace batteries.

2. Overload
Remove item to avoid damage.
Maximum capacity for this scale is 11 lb / 5 kg.

ADVISE FOR USE & CARE

1. Always use the scale on a hard flat surface.
2. Clean the scale with a slightly damp cloth.
3. Avoid contact with water. DO NOT immerse the scale in water.
4. All plastic parts should be cleaned immediately after contact with fats, spices, vinegar and strongly flavored/colored food. Avoid contact with acid citrus juices.
5. DO NOT use chemical or abrasive cleaning agents.
6. Not for commercial use.

SUBSCRIBE TO THE NEWSLETTER TO LEARN MORE ABOUT OUR PROMOTIONS!

